



# 1840 Farm

## A Slice of Homemade Pumpkin Pie

It simply wouldn't seem like a Thanksgiving feast without a slice of homemade pumpkin pie. So, when I set out to create a collection of drawings inspired by my love of the fall harvest, I knew that pumpkin pie would play a starring role.

It seemed perfectly fitting that the first counted cross stitch pattern I would attempt to make from my drawings would be that slice of pumpkin pie with a dollop of whipped cream sitting on top. After all, it was nearly November when I began to work on the pattern and I was already dreaming of that slice of pumpkin pie!








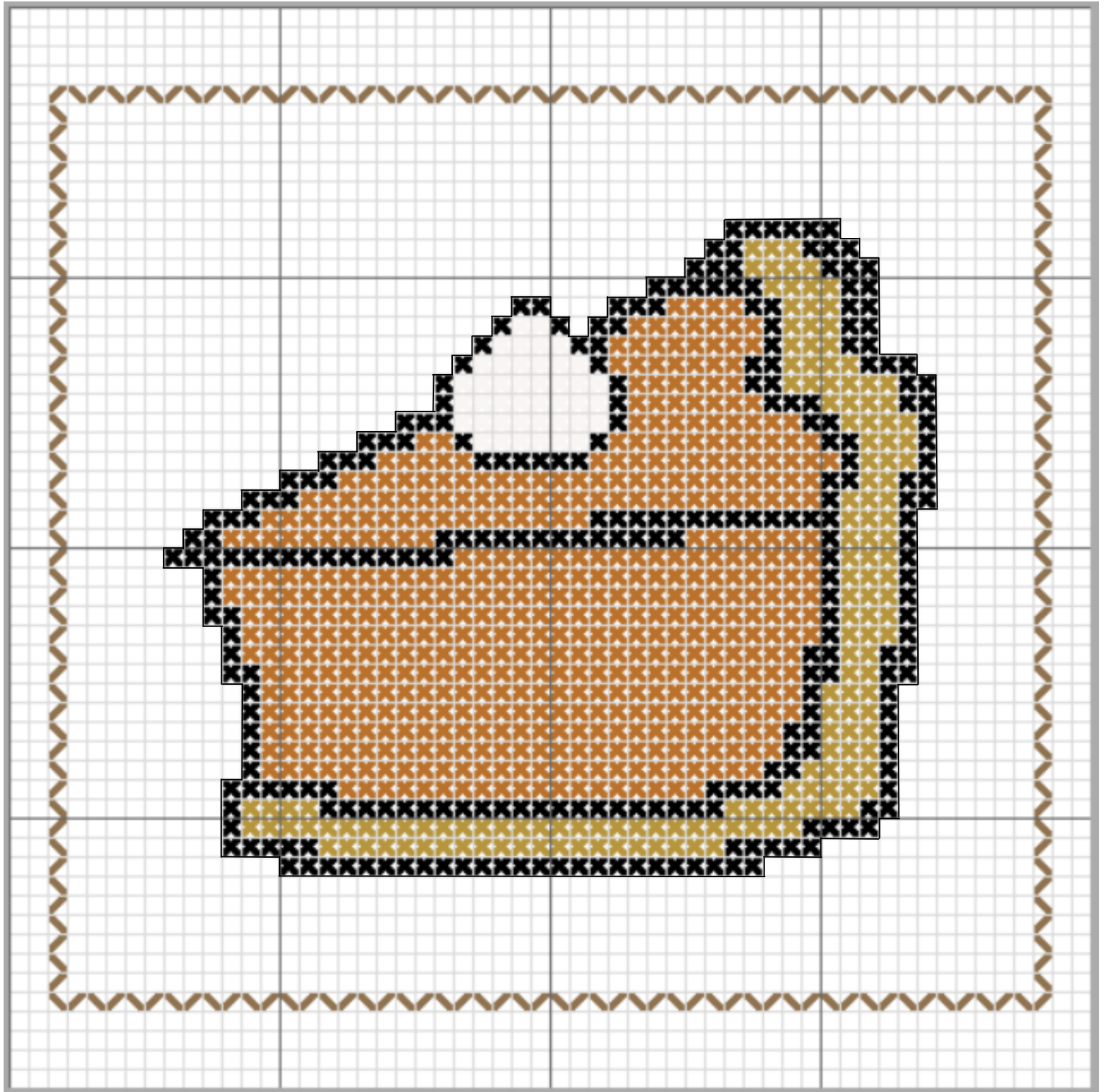


# 1840 Farm

## A Slice of Homemade Pumpkin Pie

This pattern was designed to be stitched on 14 ct cloth using two strands of embroidery thread. Backstitch using a single strand of DMC 310 thread. The final size of the stitched piece measures approximately 4 inches wide by 3.5 inches high.

-  DMC 310
-  DMC 3826
-  DMC 3828
-  DMC Ecu
-  DMC 3862










# 1840 Farm

## A Slice of Homemade Pumpkin Pie

This pattern was designed to be stitched on 14 ct cloth using two strands of embroidery thread. Backstitch using a single strand of DMC 310 thread. The final size of the stitched piece measures approximately 4 inches wide by 3.5 inches high.

-  DMC 310
-  DMC 3826
-  DMC 3828
-  DMC Ecu
-  DMC 3862

